

Literacy Resource

LINC Literacy Addendum – A Support Document for the LINC Literacy Component

The LINC Literacy Addendum, published in 1998, was developed as a support document for the LINC Literacy Component (1997). It provides photocopiable worksheet masters for the LINC literacy instructors to use with literacy learners who need to practice their literacy and numeracy skills through many activities. Co-authored by Nancy L. Hutt and Lynn C. Young, The LINC Literacy Addendum was published in 1998 as a project sponsored by Citizenship and Immigration Canada. The Introduction consists of the following sections:

- Overview of the LINC Literacy Addendum
- Visual Model
- The Five Stages of ESL Literacy
- Outcomes for Literacy Stages 1 and 2: The Foundation Skills
- Relation of Literacy Stages to Literacy Benchmarks and LINC Levels
- Key Classroom Points

The LINC Literacy Addendum Worksheets cover the following 12 themes:

- Housing
- Family Life
- Media
- Education
- Transportation
- Commercial Services
- Canadian Society
- Employment
- Health and Safety
- Canadian Law
- Government and Community Services
- Leisure

The Introduction and each of the 12 themes are viewable as standalone PDF documents. (Given that this resource was originally published as a hard-copy binder, the binder contains all of the 13 parts and comprises a single publication.)

LINC LITERACY ADDENDUM

A SUPPORT DOCUMENT FOR
THE LINC LITERACY COMPONENT

October, 1998

HOUSING SECTION

Part 2 of 13

CO-AUTHORS

Nancy L. Hutt Lynn C. Young

LAYOUT AND PRODUCTION

Robert S. Miles





SECRETARIAL SUPPORT

Phung Lam

A PROJECT SPONSORED BY CITIZENSHIP AND IMMIGRATION CANADA

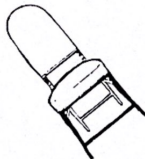
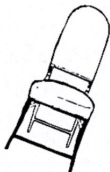
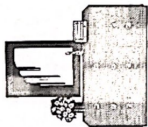



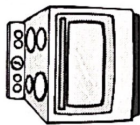


Put an X on the picture that doesn't belong:





Circle the pictures that are in the same position:





Trace and copy:

l l l

t t t

k k k

b b b

d d d

h h h

f f f



Trace and copy your name and address. Your teacher will write them for you on the first line:

NAME: _____

NAME: _____

NAME: _____

ADDRESS: _____

ADDRESS: _____

ADDRESS: _____



Circle the pictures when your teacher tells you how many. Write the number in the box:

17 chairs

15 lamps

11 televisions



Cross out the word that doesn't belong:

fridge bed dresser lamp pillow

sofa television stove chair lamp

toilet bed shower sink bathtub

stove table sink toilet fridge

sink washer bed dryer clothes



Cut out the letters. Glue them in the correct order beside each picture:



e b d



n f a



o t p




n p a



f s o a



k o r f



s k n i



l a p m





Fill out the form:



LINC Properties

Last Name: _____


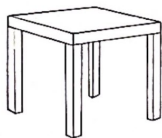
First Name: _____

Address: _____



Signature: _____




Cut out the words at the bottom of the page.
Glue under the correct picture then copy the word:





Handwriting practice lines: a solid top line, a dashed middle line, and a solid bottom line.



Handwriting practice lines: a solid top line, a dashed middle line, and a solid bottom line.



Handwriting practice lines: a solid top line, a dashed middle line, and a solid bottom line.






Handwriting practice lines: a solid top line, a dashed middle line, and a solid bottom line.

lamp sofa chair table





Look at the bills. Circle the money due. Underline the due date:

	LINC ELECTRIC COMPANY 100 Maple Leaf Blvd. Ottawa, Ontario K2G 4A7	
Lydia Ortega 413 First Street Ottawa, ON K2T 6B5	ACCOUNT NUMBER: 832569 BILLING DATE: Aug 01 1998 FOR SERVICE CALL: 623-7000	
DUE DATE: Aug. 28 1998		
METER READING:	Previous 20682	Present 20390
CONSUMPTION	292	17.42
GST		1.22
AMOUNT DUE		\$18.64

LINC Telephone Company		
ACCOUNT NUMBER: (613) 233 - 4142		
BILLING DATE: August 22, 1998		DUE DATE: Sept. 1, 1998
Monthly Rental	\$6.50	
Chargeable Calls	\$23.17	
Total	\$29.67	
GST	\$2.08	
PST	\$2.37	
AMOUNT DUE:	\$34.12	



Cut out the pictures and sequence. Guess what the people are saying:





Circle the letter that is the same:

1. B

b b b B b

2. S

s s S s s

3. z

Z Z Z Z z

4. f

f F F F F

5. L

l l l l L

6. p

P p P P P

7. U

u u u U u

8. c

C C c C C

9. M

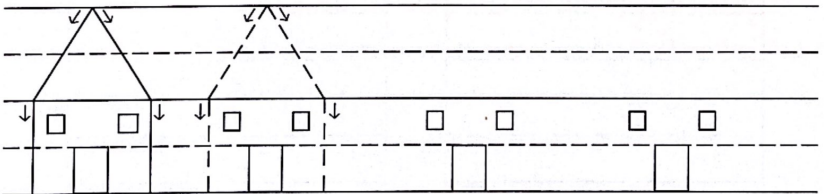
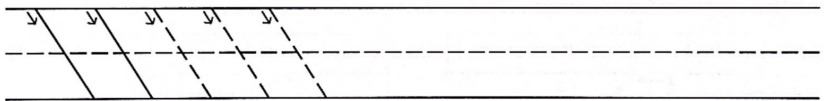
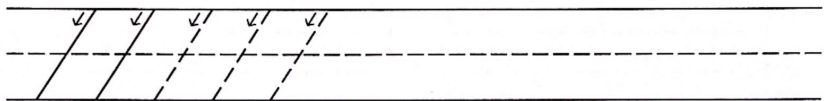
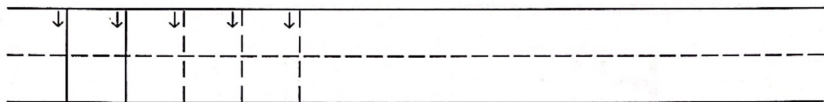
m m m m M

10. g

G G g G G




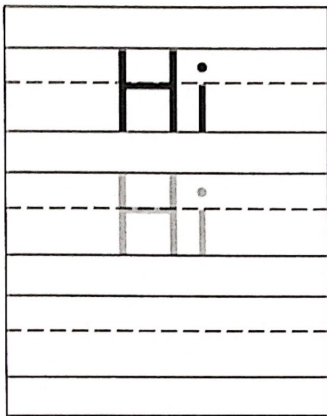


Trace and copy:








Trace and copy:







Look at the pattern in each row. Draw shapes to finish each pattern:





Cut out the pictures and sequence. Cut out the sentences and match to the pictures:



Nice to meet you.

Hi.

I'm Ali.

I'm Zaga.



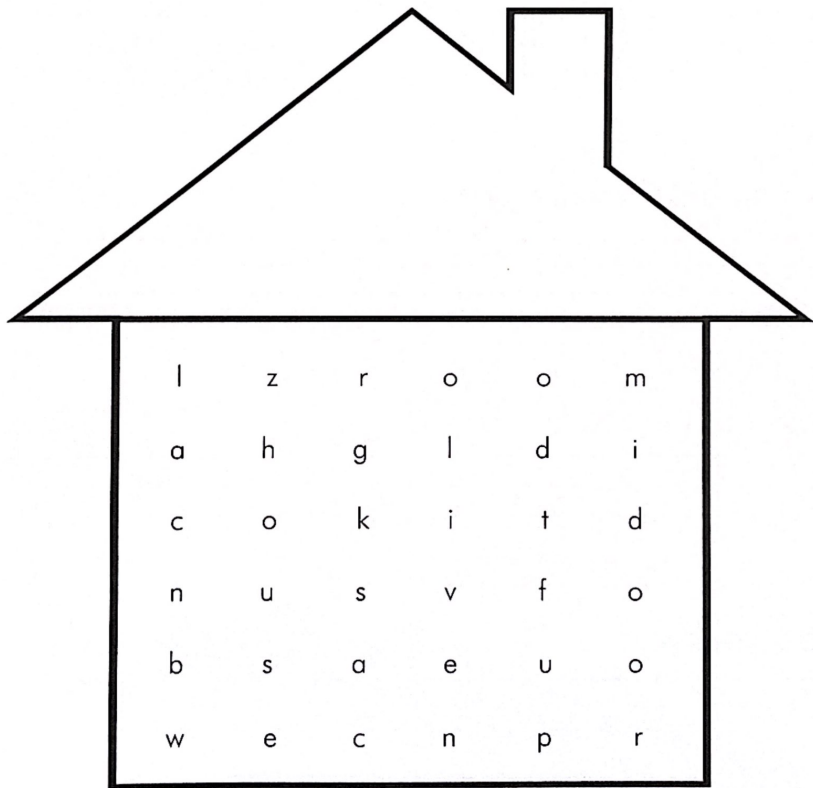
Circle the words in the word search:

house

room

live

door





Separate into words and copy:

Hihowareyou?

Finethankshowareyou?

Notbadthanks.

Seeyoubye.



Fill out form 1. Then listen to your partner and fill out form 2 with your partner's address:

1. Your address:

ADDRESS:	_____	_____
	number	street
	_____	_____
	city	province

	postal code	



2. Your partner's address:

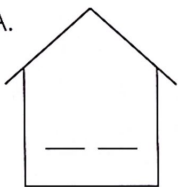
ADDRESS:	_____	_____
	number	street
	_____	_____
	city	province

	postal code	

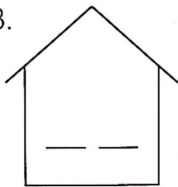


Listen to the house number and write it on the house:

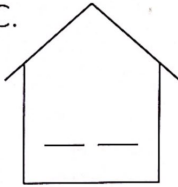
A.




B.




C.



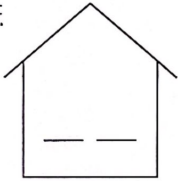
D.



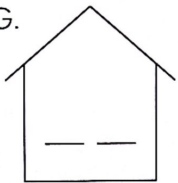
E.



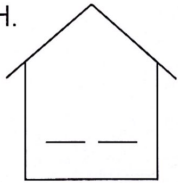
F.




G.



H.

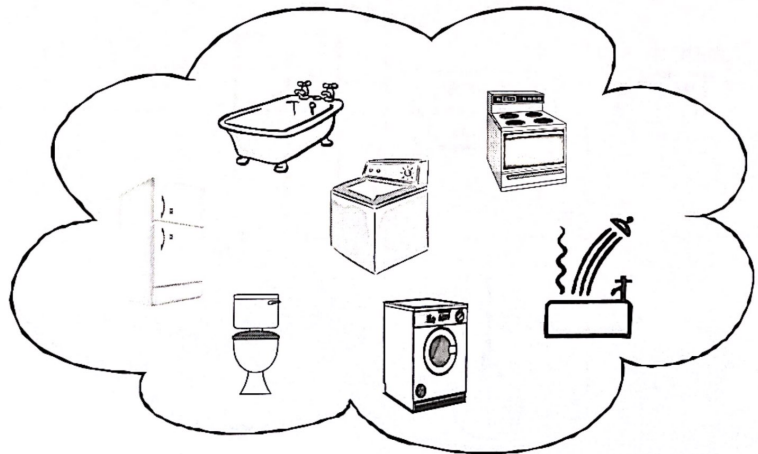
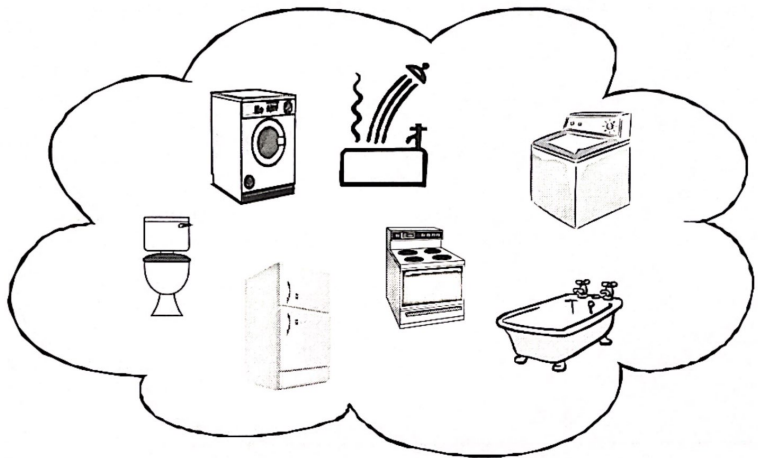


I.




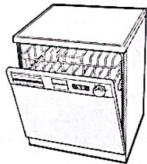
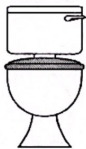



Draw lines to match the pictures:



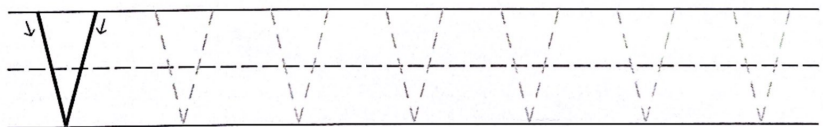
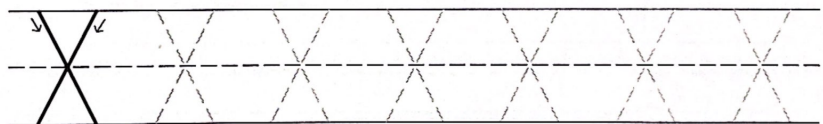
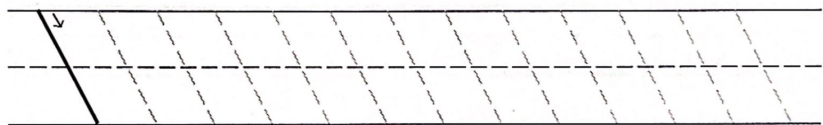
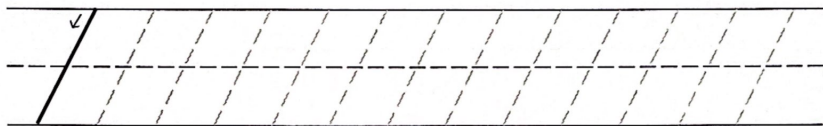


Cut out the pictures at the bottom of the page. Glue the ones that belong in the room with the fridge:





Trace:





Trace and copy:

door





sink




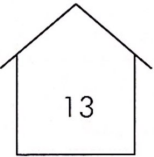
light

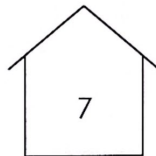
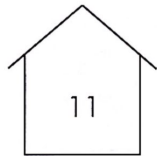


broken

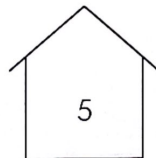
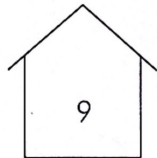



Circle the house with the number your teacher says:

a)    
























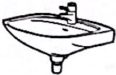
b)    

c)    

d)    



Circle the picture to match the word:

1. tap			
2. sink			
3. door			
4. light			
5. window			
6. stove			
7. toilet			
8. bathtub			



Draw lines to match the opposite words:

hot

off

on

noisy

in

right

wet

new

quiet

cold

up

out

left

dry

good

down

happy

bad

old

sad



Copy the sentences:



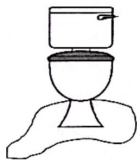
The window is broken.



The mirror is cracked.



The tap is leaking.



The toilet is leaking.



The stove doesn't work.



Copy the note to the landlord:

August 2, 1998

Dear Landlord,

Please come to Apt. 6.

The window is broken.

Thank you,

Mr. Lam



Listen and circle the dates your teacher says:

January

Mon.	Tues.	Wed.	Thurs.	Fri.	Sat.	Sun.
			1	2	3	4
5	6	7	8	9	10	11
12	13	14	15	16	17	18
19	20	21	22	23	24	25
26	27	28	29	30	31	

February

Mon.	Tues.	Wed.	Thurs.	Fri.	Sat.	Sun.
						1
2	3	4	5	6	7	8
9	10	11	12	13	14	15
16	17	18	19	20	21	22
23	24	25	26	27	28	

March

Mon.	Tues.	Wed.	Thurs.	Fri.	Sat.	Sun.
						1
2	3	4	5	6	7	8
9	10	11	12	13	14	15
16	17	18	19	20	21	22
23	24	25	26	27	28	29
30	31					

April

Mon.	Tues.	Wed.	Thurs.	Fri.	Sat.	Sun.
		1	2	3	4	5
6	7	8	9	10	11	12
13	14	15	16	17	18	19
20	21	22	23	24	25	26
27	28	29	30			

May

Mon.	Tues.	Wed.	Thurs.	Fri.	Sat.	Sun.
				1	2	3
4	5	6	7	8	9	10
11	12	13	14	15	16	17
18	19	20	21	22	23	24
25	26	27	28	29	30	31

June

Mon.	Tues.	Wed.	Thurs.	Fri.	Sat.	Sun.
1	2	3	4	5	6	7
8	9	10	11	12	13	14
15	16	17	18	19	20	21
22	23	24	25	26	27	28
29	30					